

Good afternoon, Exempt Staff!

Me Procurement Tools Others

QUICK ACTIONS

- Personal Details
- Document Records
- Identification Info
- Contact Info
- Family and Emergency Contacts
- My Organization Chart

APPS

Skills - Add Committees

Directory	Onboarding	Checklist Tasks
Pay	Time and Absences	Career and Performance

BlueSky Help

Good afternoon, Exempt Staff!

1/10  
Click 'Me'

Me Procurement Tools Others

QUICK ACTIONS

- Personal Details
- Document Records
- Identification Info
- Contact Info
- Family and Emergency Contacts
- My Organization Chart

APPS

Directory	Onboarding	Checklist Tasks
Pay	Time and Absences	Career and Performance

BlueSky Help

# Good afternoon, Exempt Staff!

Me

Procurement

Tools

Others

## QUICK ACTIONS



Personal Details



Document Records



Identification Info



Contact Info



Family and Emergency Contacts



My Organization Chart

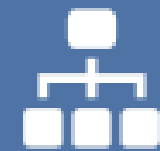


My Public Info



Change Photo

## APPS



Directory



Onboarding



Checklist Tasks



Pay



Time and Absences



Career and Performance



Personal Information



Learning



Benefits

2/10

Click 'Career and Performance'

BlueSky Help



## Exempt Staff

3/10 ×  
Click 'Skills and Qualifications'



### Skills and Qualifications

Build your talent profile by adding skills and qualifications.



### Goals

Set and manage performance goals.



### Performance

View performance documents and complete related tasks.

Trainings



Conference Attendance



Publications



Committees



Leadership Roles



Memberships



Projects



4/10 ×  
Click 'Expand' icon in Committees tab.

Conference Attendance



Publications



Committees

5/10  
Click 'Add'

+ Add



There's nothing here so far.

Leadership Roles



Memberships



Projects




## Committees

6/10 ×


Enter 'Affiliation or Professional Body Name'

**\*Affiliation or Professional Body Name**





**Membership Start Date**




 

**Membership End Date**

**Description**

Font  **B** *I* U    

**Save** **Cancel**

## Committees

Save

Cancel

\*Affiliation or Professional Body Name

7/10 x  
Enter 'Membership Start Date'





Membership Start Date




 

Membership End Date

Description

Font  **B** *I* U    




## Committees

Save

Cancel

\*Affiliation or Professional Body Name

Membership Start Date





 




8/10  
Enter 'Membership End Date'

Membership End Date

Description

Font  **B** *I* U    

## Committees

[Save](#) [Cancel](#)

\*Affiliation or Professional Body Name

xxx

Membership Start Date





m/d/yyyy 




Membership End

m/d/yyyy 

9/10 ×  
Enter 'Description'  
If you want skip, click 'Next'

Description

Font ▾ 2 ▾ **B** *I* U    

## Committees

Save


Cancel

\*Affiliation or Professional Body Name





Membership Start Date




 

Membership End Date

Description

Font  **B** *I* U    

10/10

Click 'Save' to add Committee or 'Cancel' to discard.


## Committees

Save

Cancel

\*Affiliation or Professional Body Name








Membership Start Date

m/d/yyyy 

Member

m/d/yyyy 

Description

Font 2 **B** *I* U      
  

You have completed this task.