

2017

Postgraduate Outcomes Summary

Undergraduate
Career Outcomes Rate
Bachelor's Degree
Recipients

92%

Graduate
Career Outcomes Rate
Master's & PhD Degree
Recipients

93%

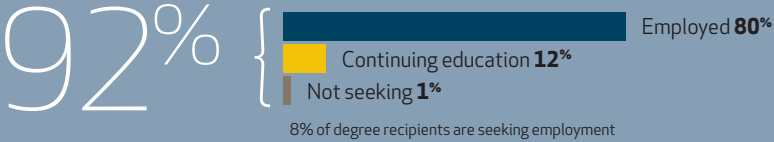
The Class of 2017 was surveyed about their post-graduation destinations at graduation and six months after degree completion. Data are also gathered from public record via LinkedIn. **The undergraduate knowledge rate is 85%, and graduate knowledge rate is 83%.** The knowledge rate is the percentage of the graduating population for which we have data.



Undergraduate Class of 2017

Career Outcomes Rate

Bachelor's Degree Recipients



The undergraduate career outcomes rate for 2017 remained strong at 92%, led by an increase for College of Science and Health (CSH) bachelor's degree recipients who experienced an outcomes rate of 95%.

Employment Details


83% of employed graduates are in a job related to their degree

61% of graduates did an internship during their time at DePaul

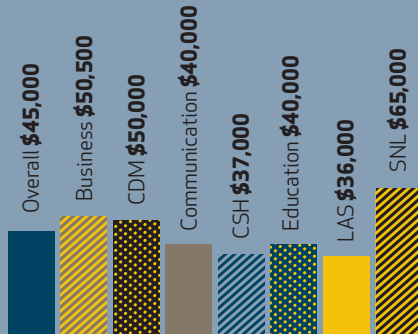
Top Industries



Career Outcomes by College



Median Salaries

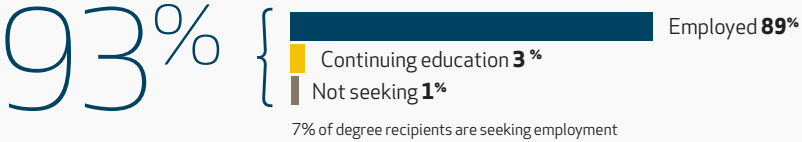


Totals may be affected by rounding.

Graduate Class of 2017

Career Outcomes Rate

Master's and PhD Degree Recipients




Overall outcomes for graduate degree recipients remained strong at 93%, buoyed by slight increases in the career outcomes rate for the College of Liberal Arts and Social Sciences (LAS) and the College of Communication.

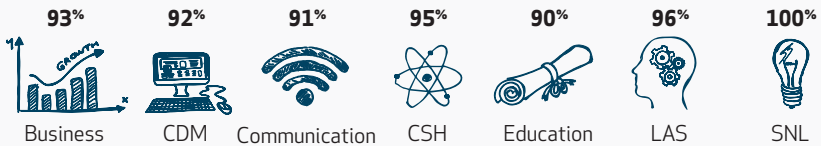
Employment Details



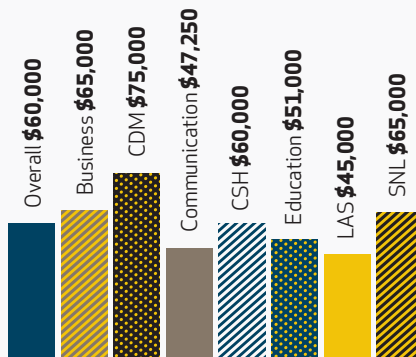
Top Industries



Career Outcomes by College



Median Salaries



Totals may be affected by rounding.

Chicago's Top Employers Recruit DePaul Graduates

96%

of the largest publicly held companies

70%

of the "Best Places to Work"

75%

of privately held companies

Percentages based on Crain's Chicago Book of Lists

Employer Connections

21,327

jobs posted

7,776

internships posted

359

organizations recruited on campus

Representative List of Graduate and Professional Schools

Adler University	George Washington University	Rosalind Franklin University of Medicine and Science	University of Chicago
Boston University	Georgetown University	Rush University	University of Illinois Urbana-Champaign
California Institute of Technology	The John Marshall Law School	Sotheby's Institute of Art	University of Liverpool
The Chicago School of Professional Psychology	Johns Hopkins University	University of California, Berkeley	University of Wisconsin-Madison
Columbia University	Loyola University Chicago	University of California, Los Angeles	Vanderbilt University
DePaul University	Northwestern University		Yale University

Representative List of Employers

Abbott	Bosch	GE	National Hellenic Museum
Accenture	C.H. Robinson	Golin	NetherRealm Studios
Advocate Health Care	Cappgemini Consulting	Grainger	Northern Trust
Allstate	Chicago Bears	Grant Thornton	PepsiCo
Amazon	Chicago Public Schools	Groupm	Plante Moran
Ann & Robert H. Lurie Children's Hospital	Children's Home + Aid	IBM	PwC
AON	Crowe Horwath LLP	Illinois Housing Development Authority	RSMUS LLP
ArcelorMittal	CVS Health	ITW	Salesforce
Argonne National Laboratory	Deloitte	JPMorgan Chase & Co.	Teach for America
Bank of America Merrill Lynch	DePaul University	KPMG	UnitedHealth Group
Baxter International Inc.	Digital Youth Network	Lettuce Entertain You Restaurants	Uptake
BDO USA, LLP	Discover Financial Services	Marriott International	Walgreens
Blue Cross and Blue Shield of Illinois (HCSC)	Edelman	Medline Industries, Inc.	Weber Shandwick
BMO Financial Group	EY	Microsoft	Wintrust Financial Corporation
	Federal Reserve Bank of Chicago	MillerCoors	YMCA
	The Field Museum	Motorola Solutions	