

How to book your business travel directly with United

Step 1: Connect your MileagePlus account with 1x email validation

Employees can register [here](#)

Please have your MileagePlus information handy before you get started.
Not a member yet? Sign up [here](#).

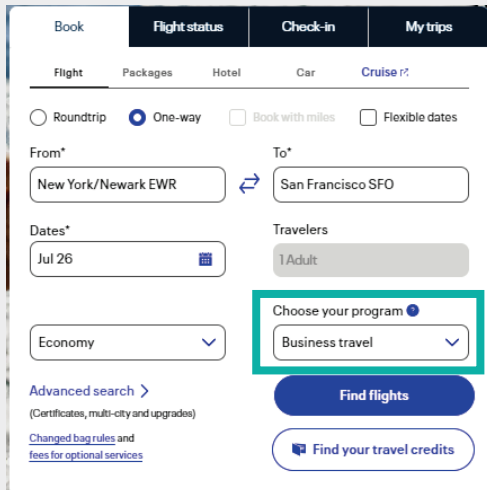
During the registration process, you will receive a validation code from no-reply-u4b@united.com. Your administrator may need to whitelist this email address.

Step 2: Book your next trip on united.com or the United mobile app

Sign into your MileagePlus account on the United mobile app or on united.com.

UNITED.COM

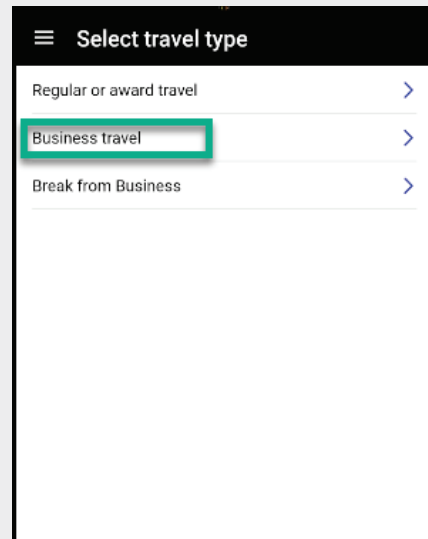
On the booking screen, select "Business travel."



The screenshot shows the United.com booking interface. At the top, there are tabs for 'Book', 'Flight status', 'Check-in', and 'My trips'. Below these are options for 'Flight', 'Packages', 'Hotel', 'Car', and 'Cruise?'. The main form includes fields for 'From*' (New York/Newark EWR), 'To*' (San Francisco SFO), 'Dates*' (Jul 26), and 'Travelers' (1 Adult). A dropdown menu for 'Choose your program' is highlighted with a red box, showing 'Business travel' selected. At the bottom, there are buttons for 'Find flights' and 'Find your travel credits'.

UNITED MOBILE APP

When you click "Book Flight," select "Business travel."



The screenshot shows the 'Select travel type' screen in the United mobile app. It features a list of options: 'Regular or award travel', 'Business travel', and 'Break from Business'. The 'Business travel' option is highlighted with a red box.

Fares will appear with the discount applied. You must be signed in and on the reservation.



Break from Business

Relax and recharge with savings on personal travel

Take a break from business—you've earned it.

Whether you're planning a relaxing getaway or epic adventure, your company's relationship with United saves you up to 10% on your personal travel when you book by December 31, 2025.

To get started, scan the QR code or visit united.business/breakfrombusiness



Designed for your personal travel:

Exclusive discounts

Save up to 10% on eligible fare classes with United, Air Canada, ANA and Lufthansa Group.¹

Share the fun

Extend the savings to everyone on your reservation when traveling together.²

More places, more adventures

Discover seamless connectivity across United's global network and beyond.³

Book your way

Easily book on united.com or the United app when signed in to your MileagePlus® account.

MileagePlus benefits

Earn miles to use for awards while earning Premier Qualifying Points (PQP) towards Premier® status.



united.business/breakfrombusiness

¹ Discounts vary and are determined using the first letter of the fare basis code. Valid on round-trip travel only. Saturday-night stay required. Basic Economy fares are excluded.

² You and up to eight companions traveling on the same reservation are eligible for discounts.

³ Discounts are valid for travel originating in the U.S. and for travel to the U.S. from international points of origin. For travel originating in Japan, discounts are only valid on flights operated by United.

Offers are subject to change without notice; additional restrictions may apply. For complete terms and conditions, visit united.business/breakfrombusiness.

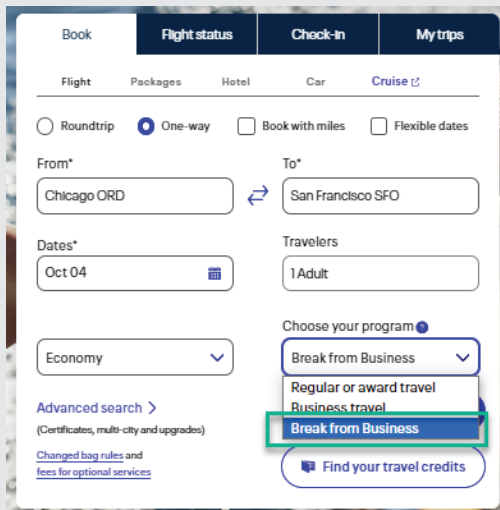
Step 1: Connect your MileagePlus account with email validation

- You will automatically gain access to Break from Business discounts when you enroll your United MileagePlus account in the business discount program
- Separate enrollment not required

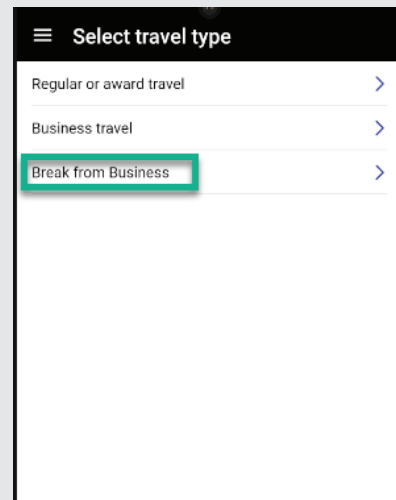
Step 2: Book your next adventure on united.com

Sign into your MileagePlus account on the United mobile app or on united.com.

UNITED.COM
On the booking screen,
select “Break from Business”



UNITED MOBILE APP
When you click “Book Flight,” select
“Break from Business”



Break from Business fares will appear with the discount applied.
You must be signed in and on the reservation.

Step 3: Learn more about Break from Business at united.business/breakfrombusiness